

## AUXILIARY SWITCHES



### H001

- Accessories to LFI and LFE
- Installation: on the right side
- The auxiliary switch is designed for signalling the position of the main contacts of residual current circuit breakers with overcurrent protection

### PS-OFI11






- Accessories to residual current circuit breakers OFI and OFE
- Installation: on the right side
- The auxiliary switch is designed for signalling the position of the main contacts of residual current circuit breakers

### Auxiliary switches

Type	Contact sequence <sup>1)</sup>	Product code	Packing [pcs]	Weight [kg]
<b>H001</b>	001	13138	1	0.06
<b>PS-OFI11</b>	11	12395	1	0.06

<sup>1)</sup> Each digit indicates successively the number of make, break and break-make contacts

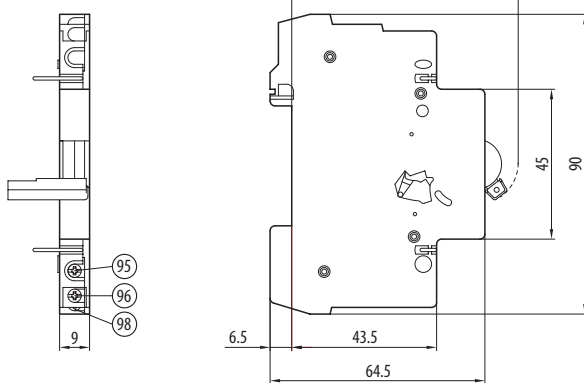
### Specification

Type	H001	PS-OFI11
Approval marks	    	
Contact sequence <sup>1)</sup>	001	11
Rated operating voltage / current	U <sub>e</sub> / I <sub>n</sub>	230 V a.c. / 5 A
		230 V a.c. / 6 A
		220 V d.c. / 0,5 A
		24 V d.c. / 4 A
Degree of protection	IP20	IP20
Mounting	on right side	on right side

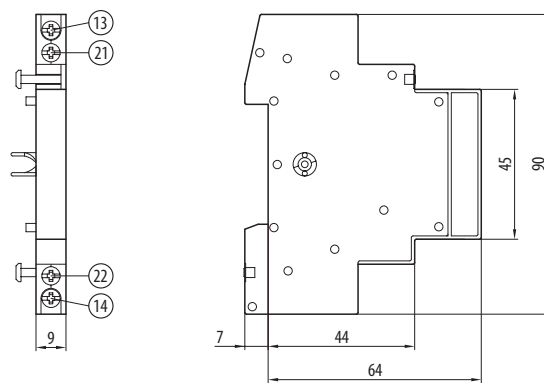
<sup>1)</sup> Each digit indicates successively the number of make, break and break-make contacts

### Dimensions

H001



PS-OFI11



### Diagram

H001



PS-OFI11

