INTERCONNECTING BUSBARS



Interconnecting busbars

- For interconnection of 1 to 4-pole circuit breakers, tumbler switches, residual current circuit breakers, lightning current arresters and surge voltage arresters.
- For interconnection of a series of single-phase or three-phase circuit breakers and tumbler switches, on which an auxiliary switch is mounted.
- Busbars G1L-.., G2L-.., G3L-.., G4L-.. with forks into the head part of the terminal.
- Busbars S1L-.., S2L-.., S3L-.., S4L-.. with pins into the clamp part of the terminal.
- After shortening of busbars to particular length it is necessary to remove the burrs of copper in order to prevent short-circuit etc. Where possible use end covers EKC to cover the ends of interconnecting busbars.

Busbar shape	Number of poles	Spacing of outlets [mm]	Number of outlets	Cross-section [mm²]	Type	Product code	End cap	Weight [kg]	Package [pcs]
fork	1	17.8	2	10	**G1L-30-10**	37352	- [1]	0.008	50
				16	**G1L-30-16**	37356	- [1]	0.012	50
			3	16	**G1L-50-16-L**	39789	EKC-1	0.019	50
			4	16	**G1L-65-16-L**	39790	EKC-1	0.024	50
			6	10	**G1L-106-10**	37353	- [1]	0.023	50
				16	**G1L-106-16**	37357	- [1]	0.037	50
			12	10	**G1L-210-10**	37354	- [1]	0.045	50
				16	**G1L-210-16**	37358	- [1]	0.073	50
			57	12	**G1L-1000-12**	37355	EKC-1	0.227	50
				16	**G1L-1000-16-L**	39788	EKC-1	0.312	50
				20	**G1L-1000-20**	37359	-	0.367	50
		27 [2]	37	24	**G1L-27-1000-24**	37360	-	0.307	50
	2	17.8	28 x 2	16	**G2L-1000-16**	37361	EKC-2+3	0.477	20
				16	**G2L-1000-16-DC**	39080	EKC-2+3	0.467	20
	3	17.8	2 x 3	10	**G3L-106-10**	37362	- [1]	0.046	25
				16	**G3L-106-16**	37366	- [1]	0.074	25
			3 x 3	10	**G3L-160-10**	37363	- [1]	0.069	25
				16	**G3L-160-16**	37367	- [1]	0.111	25
			4 x 3	10	**G3L-210-10**	37364	- [1]	0.091	25
				16	**G3L-210-16**	37368	- [1]	0.147	25
			19 x 3	10	**G3L-1000-10C**	37365	EKC-3	0.457	20
				16	**G3L-1000-16C**	37369	EKC-2+3	0.737	20
		2 x 17.8 + 1 x 26.8	16 x 3	16	**G3L+9-1000-16**	37370	EKC-2+3	0.614	20
	3+N	17.8	27 x 2	16	**G3L+N-1000-16**	37372	EKC-4	0.983	15
	4	17.8	14 x 4	16	**G4L-1000-16**	37371	EKC-4	0.983	15
pin	1	17.8	12	10	**S1L-210-10**	38475	- [1]	0.045	50
				16	**S1L-210-16**	37374	- [1]	0.047	50
			57	10	**S1L-1000-10**	37373	EKC-1	0.204	50
				16	**S1L-1000-16**	37375	EKC-1	0.302	50
		27	37	16	**S1L-27-1000-16**	37376	EKC-1	0.201	50
			37	25	**S1L-27-1000-25**	37377	-	0.315	30
	2	17.8	6 x 2	10	**S2L-210-10**	38476	- [1]	0.067	20
				16	**S2L-210-16**	38477	- [1]	0.11	20
			28 x 2	16	**S2L-1000-16**	37378	EKC-2+3	0.477	20
	2+N	1 x 17.8 + 1 x 26.8	22 x 2	16	**S2L+N+9-1000-16**	39849	EKC-2+3	0.71	20
	3	17.8	2 x 3	10	**S3L-106-10**	38478	- [1]	0.055	25
				16	**S3L-106-16**	38479	- [1]	0.08	25
			3 x 3	10	**S3L-160-10**	38480	- [1]	0.085	25
				16	**S3L-160-16**	38481	- [1]	0.115	25
			4 x 3	10	**S3L-210-10**	38482	- [1]	0.11	25
				16	**S3L-210-16**	38483	- [1]	0.15	25
			19 x 3	10	**S3L-1000-10**	38484	EKC-3	0.505	20
				16	**S3L-1000-16**	37379	EKC-2+3	0.737	20
		2x 17.8 + 1x 26.8	16 x 3	16	**S3L+9-1000-16**	38485	-	0.72	20
		27	12 x 3	16	**S3L-27-1000-16**	37380	EKC-2+3	0.537	20
				25	**S3L-27-1000-25**	37381	EKC-3-36	0.995	10
	3+N	17.8	27 x 2	16	**S3L+N-1000-16**	38487	EKC-4	1.205	15
		1 x 17.8 + 1 x 26.8	22 x 2	16	**S3L+N+9-1000-16**	39616	EKC-4	0.983	15
	4	17.8	14 x 4	16	**S4L-1000-16**	38486	EKC-4	1.205	15
		27	9 x 4	25	**S4L-27-1000-25**	37382	EKC-3-36	1.327	5

[1] The busbar is manufactured as enclosed one
[2] For single-pole devices with auxiliary switch

INTERCONNECTING BUSBARS



Accessories

End caps

- For covering the ends of connecting busbars.

Type	Product code	Description	Weight [kg]	Package [pcs]
EKC-1	37383	for 1-pole rails cross-section 10, 12, 16 mm²	0.0005	10
EKC-2+3	37384	for 2-pole rails and for 3-pole rails cross-section 16 mm²	0.001	10
EKC-3	37385	for 3-pole rails cross-section 10 mm²	0.001	10
EKC-3-36	37386	for 3-pole rails and for 4-pole rails cross-section 25 mm²	0.002	10
EKC-4	37387	for 4-pole rails cross-section 16 mm²	0.002	10

Power supply unit

- It enables power supply of interconnecting busbars by conductors of cross section up to 35 mm².
- The blocks can be assembled in series to create a multi-pole connection unit.
- Degree of protection IP20.

Type	Product code	Weight [kg]	Package [pcs]
ES-35-GS	37388	0.035	10

Specifications

Type		G1L-.., S1L-..,G2L-1000-16-DC	G2L-..,G3L-..,G4L-..,S2L-..,S3L-..,S4L-..
Rated operating voltage	U_e	690 V a.c. / 1000 V d.c.	415 V a.c.
Loading current		63 ÷ 180 A	63 ÷ 180 A
Cross-section		10 ÷ 25 mm²	10 ÷ 25 mm²
Short-circuit strength with backup fuse 250 A gG		50 kA	50 kA
Overvoltage category		III	III
Rated impulse withstand voltage		8 kV	8 kV
Degree of protection		IP20	IP20
Busbar material		E-Cu-F25	E-Cu-F25
Insulation material		PC/ABS-Blend	PC/ABS-Blend

Max. loading current per phase

	Rail cross-section					
	10 mm²	12 mm²	16 mm²	20 mm²	24 mm²	25 mm²
Power supply from the rail edge	63 A	65 A	80 A	90 A	100 A	100 A
Power supply from the rail centre [1)]	100 A	110 A	130 A	150 A	170 A	180 A

[1)] Max. loading current in one direction must not be higher than max. loading current at power supply from the rail edge

Diagram

G1L-.., S1L-..



G2L-.., S2L-..

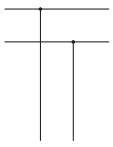

S2L+N-..

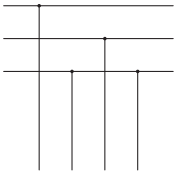

G3L-.., S3L-..

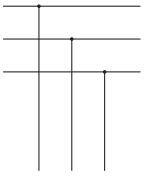

G4L-.., S4L-..

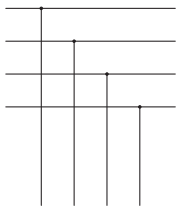

G3L+N-.., S3L+N-..

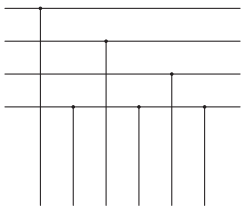

INTERCONNECTING BUSBARS

Dimensions

G1L-30-10, G1L-106-10, G1L-210-10

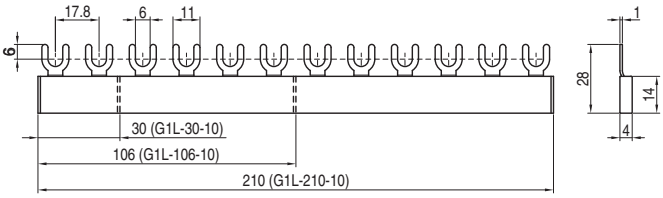

G1L-30-16, G1L-106-16, G1L-210-16

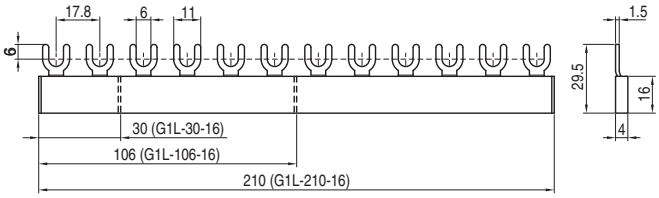

G1L-1000-12

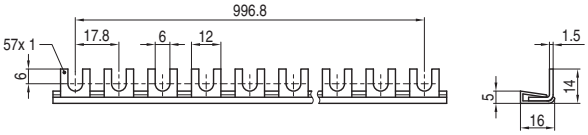

G1L-1000-20

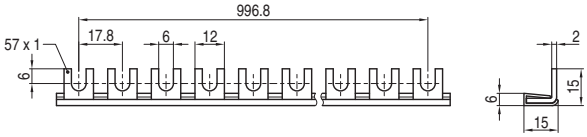

G1L-50-16-L

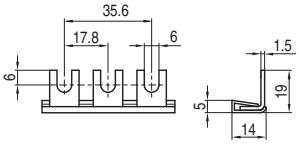

G1L-65-16-L

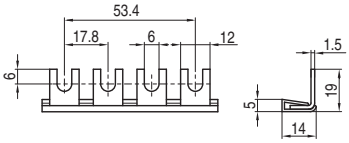

G1L-1000-16-L

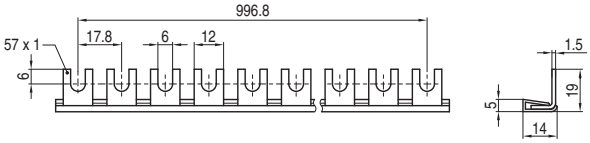

G1L-27-1000-24

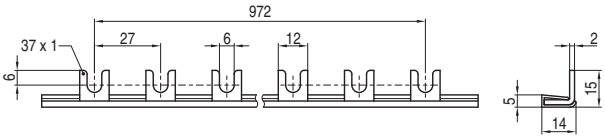

G2L-1000-16

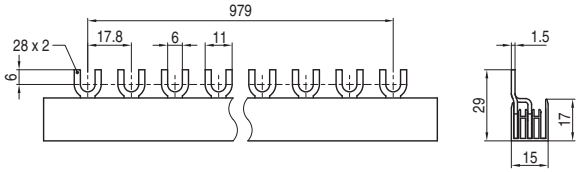

G3L-106-10, G3L-160-10, G3L-210-10

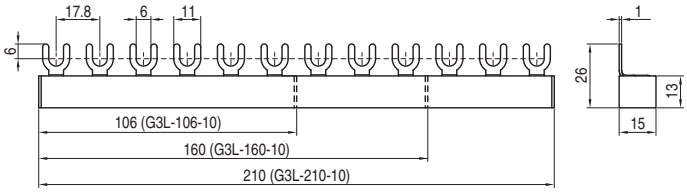

G3L-106-16, G3L-160-16, G3L-210-16

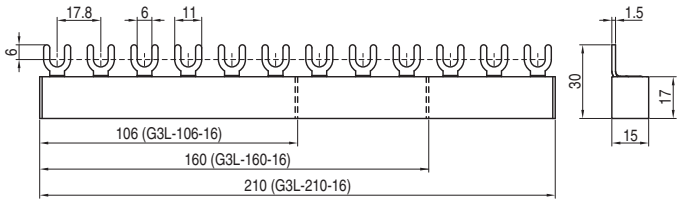

G3L-1000-10C

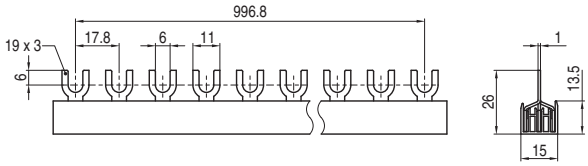

G3L-1000-16C

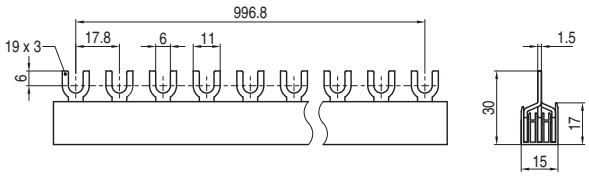

G3L+9-1000-16

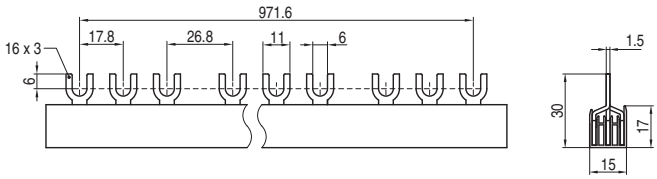

G3L+N-1000-16, G4L-1000-16

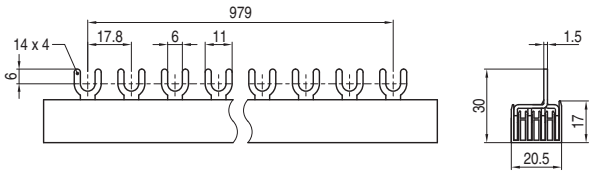

ES-35-GS

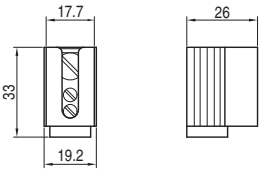

G2L-1000-16-DC

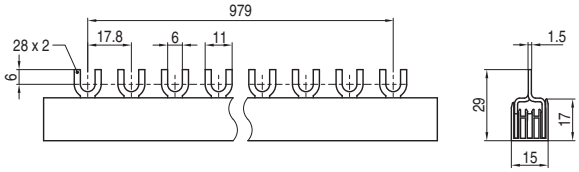

INTERCONNECTING BUSBARS

Dimensions

S1L-210-10, (S1L-210-16)

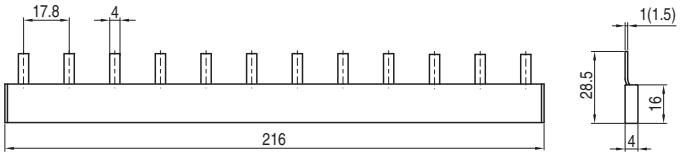

S1L-1000-10

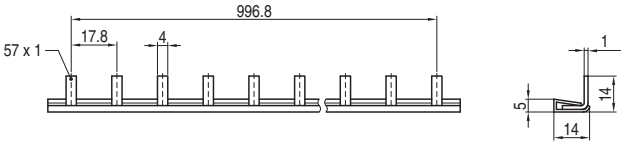

S1L-1000-16

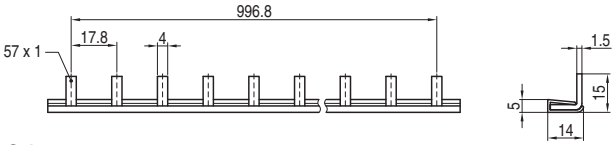

S1L-27-1000-16

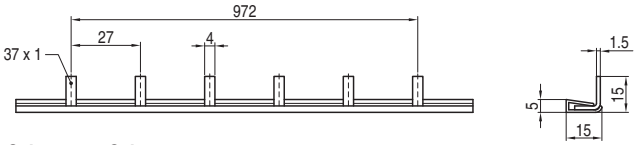

S1L-27-1000-25

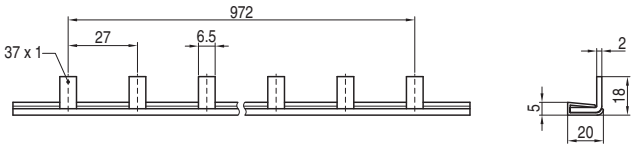

S2L-210-10, S2L-210-16

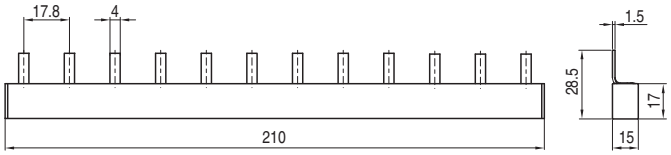

S2L-1000-16

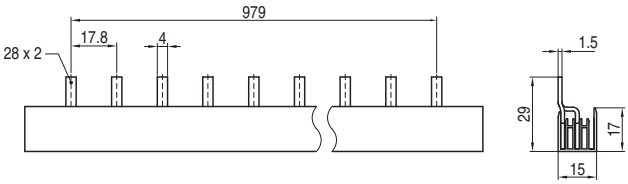

S2L+N+9-1000-16

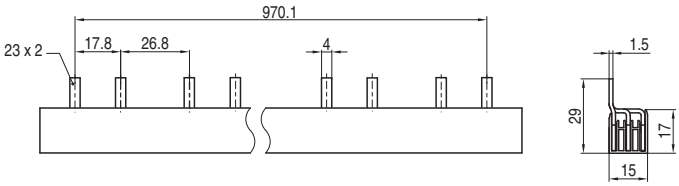

S3L-106-10, S3L-106-10, S3L210-10

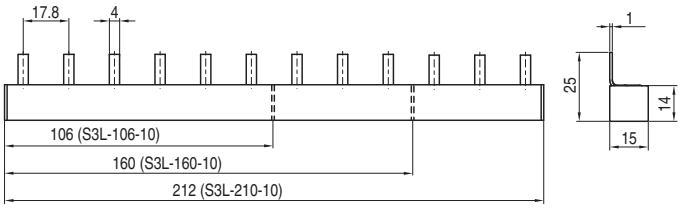

S3L-106-16, S3L-106-16, S3L210-16

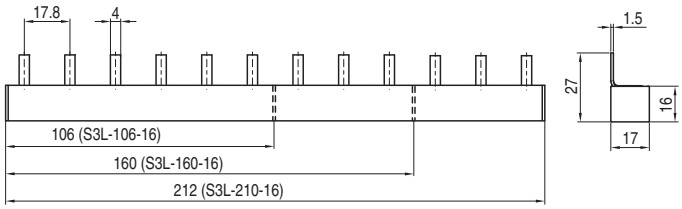

S3L-1000-16

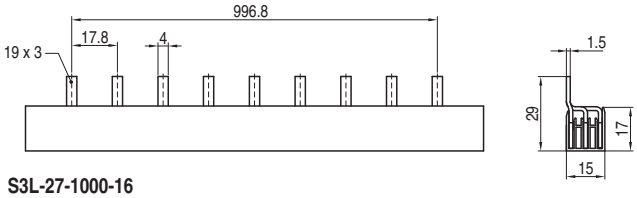

S3L-1000-10

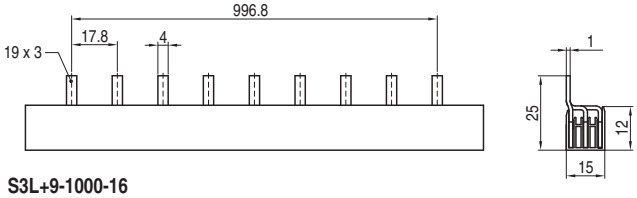

S3L-27-1000-16

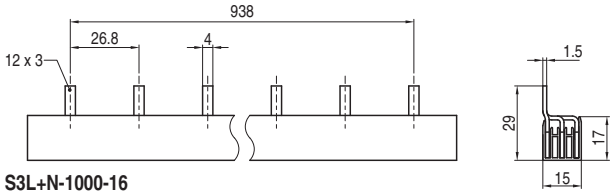

S3L+9-1000-16

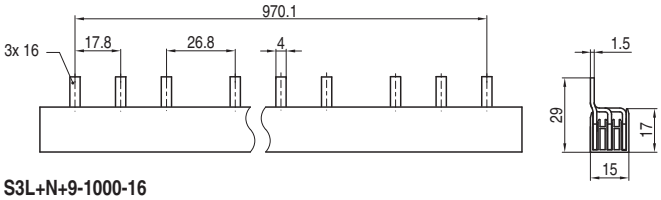

S3L+N-1000-16

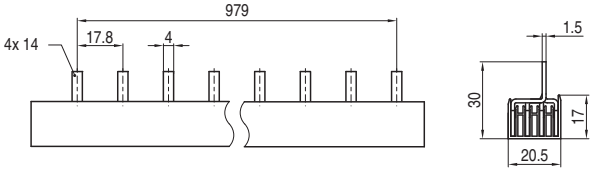

S3L+N+9-1000-16

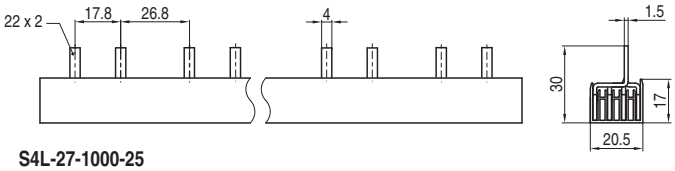

S3L-27-1000-25

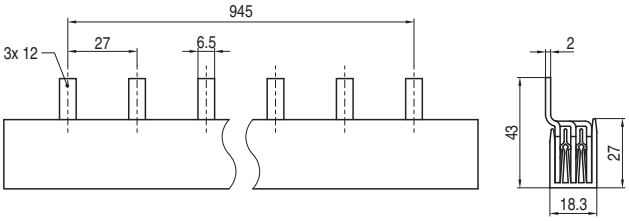

S4L-27-1000-25

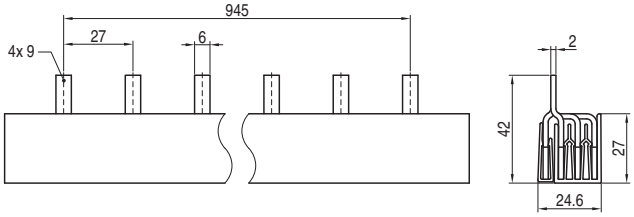

INTERCONNECTING BUSBARS

Examples of use of interconnecting busbars

INTERCONNECTING BUSBARS WITH FORKS

1-pole interconnecting busbars
For interconnection of 1-pole devices in the head part of the terminal.
Use: LPE, LPN, SJB, SVL, SVM, APN.



1-pole interconnecting busbars with spacing 27 mm
For interconnection of 1-pole devices with auxiliary switch in the head part of the terminal.
Use: LPE, LPN, APN.



2-pole interconnecting busbars
For interconnection of 2-pole devices in the head part of the terminal.
Use: LPE, LPN, APN, OFE, OFI.

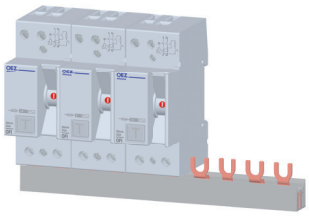

3-pole interconnecting busbars
For interconnection of 3-pole devices in the head part of the terminal.
Use: LPE, LPN, SJB, SVL, SVM, APN.



3-pole interconnecting busbars with a gap on the auxiliary switch
For interconnection of 3-pole devices with auxiliary switch in the head part of the terminal.
Use: LPE, LPN, APN.



4-pole interconnecting busbars
For interconnection of 4-pole devices in the head part of the terminal.
Use: LPE, LPN, OFI, OFE, APN.

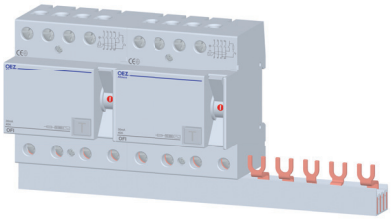

INTERCONNECTING BUSBARS WIHT PINS

1-pole interconnecting busbars
For interconnection of 1-pole devices in clamp part of the terminal.
Use: LPE, LPN, SJB, SVL, SVM, APN.



1-pole interconnecting busbars with spacing 27 mm
For interconnection of 1-pole circuit breakers LST in clamp part of the terminal or for interconnection of 1-pole devices with auxiliary switch in clamp part of the terminal.
Use: LPE, LPN, LST, APN, AST.

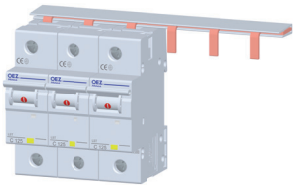

2-pole interconnecting busbars
For interconnection of 2-pole devices in clamp part of the terminal.
Use: LPE, LPN, OLE, OLI, OFE, OFI, APN.



3-pole interconnecting busbars
For interconnection of 3-pole devices in clamp part of the terminal.
Use: LPE, LPN, APN.



3-pole interconnecting busbars with spacing 27 mm
For interconnection of 3-pole circuit breakers LST in clamp part of the terminal or for interconnection of 1-pole devices with auxiliary switch in clamp part of the terminal.
Use: LPE, LPN, LST, APN, AST.



4-pole interconnecting busbars with spacing 27 mm
For interconnection of 4-pole circuit breakers LST in clamp part of the terminal.
Use: LST, AST.