


Modular devices



POWER SUPPLIES



UTZ-4-A

Safety bell transformer

- For safe isolation and power supply of circuits of the power input up to 4 VA with safe voltage AC 6, 8, 12 V.
- For power supply of door bells, gongs, telephones, auxiliary circuits of contactors, lighting, relays etc.
- The transformer is unconditionally short-circuit-proof – withstands continuous short-circuit even without a backup protection device, and continues to perform all its functions as soon as the overload or short-circuit ceases.



Rated primary voltage U_{PRI}	Rated secondary voltage U_{SEC}	Type	Order code	Number of modules	Weight [kg]	Package [pcs]
AC 230 V	AC 6, 8, 12 V	UTZ-4-A	OEZ:35688	3	0.475	1



UNZ-10T-X012

Safety power supply

- For safe isolation and power supply of circuits of the power input up to 10 VA with safe low voltage AC/DC 12, 24 V.
- For power supply of door bells, gongs, telephones, door openers, transducers, auxiliary circuits of contactors, lighting, relays etc.
- On the secondary side it is equipped with a PTC thermistor, which limits the overcurrent in the secondary winding at overload.
- Current limitation is signalled by two-colour LED, which goes red.
- Presence of U_{PRI} is signalled by two-colour LED going green.
- Protection of outputs by blocking capacitors against interference.
- Equipped with voltage stabilizers.



Rated primary voltage U_{PRI}	Rated secondary voltage U_{SEC}	Type	Order code	Number of modules	Weight [kg]	Package [pcs]
AC 230 V	AC/DC 12 V	UNZ-10T-X012	OEZ:35685	3	0.36	1
	AC/DC 24 V	UNZ-10T-X024	OEZ:35686	3	0.36	1



UNZR-10T-X024

Controlled safety power supply

- For safe isolation and power supply of circuits of the power input up to 10 VA with safe low voltage AC 24 V and regulated voltage DC 1.2 ÷ 24 V.
- For power supply of door bells, gongs, telephones, door openers, transducers, auxiliary circuits of contactors, lighting, relays etc.
- On the secondary side it is equipped with a PTC thermistor, which limits the overcurrent in the secondary winding at overload.
- Current limitation is signalled by two-colour LED, which goes red.
- Presence of U_{PRI} is signalled by two-colour LED going green.
- Protection of outputs by blocking capacitors against interference.
- Equipped with voltage stabilizers.



Rated primary voltage U_{PRI}	Rated secondary voltage U_{SEC}	Type	Order code	Number of modules	Weight [kg]	Package [pcs]
AC 230 V	AC 24 V, DC 1.2 ÷ 24 V	UNZR-10T-X024	OEZ:35687	3	0.36	1

POWER SUPPLIES

Specifications


Type		UTZ-4-A	UNZ-10T-..	UNZR-10T-X024
Standards		EN 61558-1 EN 61558-2-8	EN 61558-1 EN 61558-2-6	EN 61558-1 EN 61558-2-6
Approval marks				
Max. input power		4 VA	10 VA ¹⁾	10 VA ¹⁾
Rated primary voltage	U_{PRI}	AC 230 V	AC 230 V	AC 230 V
Rated secondary voltage AC ²⁾ /current	U_{SEC}/I_{SEC}	AC 6 V/0.33 A AC 8 V/0.33 A AC 12 V/0.33 A	AC 12 V/0.8 A AC 24 V/0.36 A	AC 24 V/0.36 A
Rated secondary voltage DC ²⁾ /current	U_{SEC}/I_{SEC}	-	DC 12 V/0.4 A DC 24 V/0.2 A	DC 1.2 ÷ 24 V/0.08 ÷ 0.3 A
Rated frequency	f_n	50 Hz	50 Hz	50 Hz
Protection class		II	II	II
Light indication presence U_{PRI}		-	green LED	green LED
Light indication current limitation		-	red LED	red LED
Connection				
Connection - conductor Cu		0.2 ÷ 2.5 mm ²	0.2 ÷ 2.5 mm ²	0.2 ÷ 2.5 mm ²
Torque		0.5 Nm	0.5 Nm	0.5 Nm
Other data				
Mounting on "U" rail according to EN 60715 - type		TH 35	TH 35	TH 35
Degree of protection		IP20	IP20	IP20
Ambient temperature		-30 ÷ +35 °C	-10 ÷ +35 °C	-10 ÷ +35 °C
Working position		arbitrary	vertical	vertical

¹⁾ At simultaneous loading of both AC and DC outputs the sum of both power inputs must not exceed 8 VA.


²⁾ The transformers have a higher voltage at off-load connection. The shown voltages are those at rated load.

Dimensions

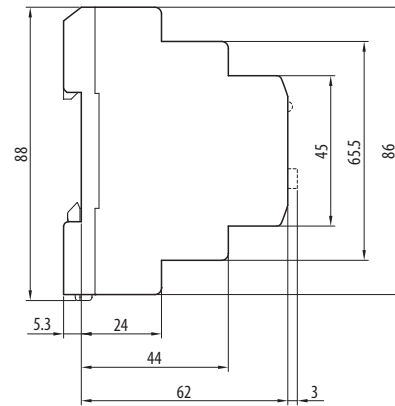
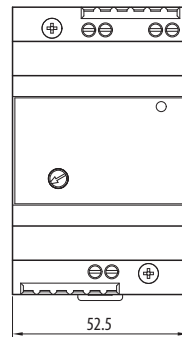
UTZ-4-A



UNZ-10T-..

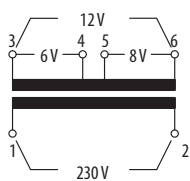


UNZR-10T-X024

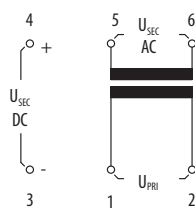


Diagram

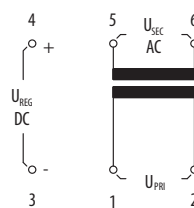
UTZ-4-A



UNZ-10T-..



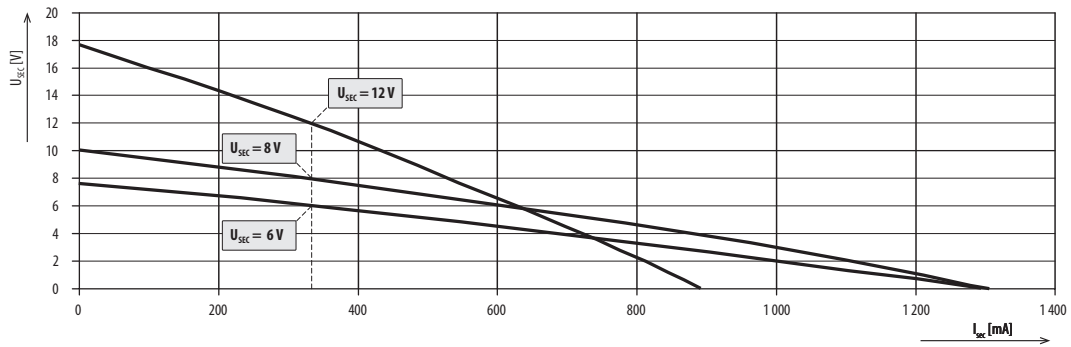
UNZR-10T-X024



POWER SUPPLIES

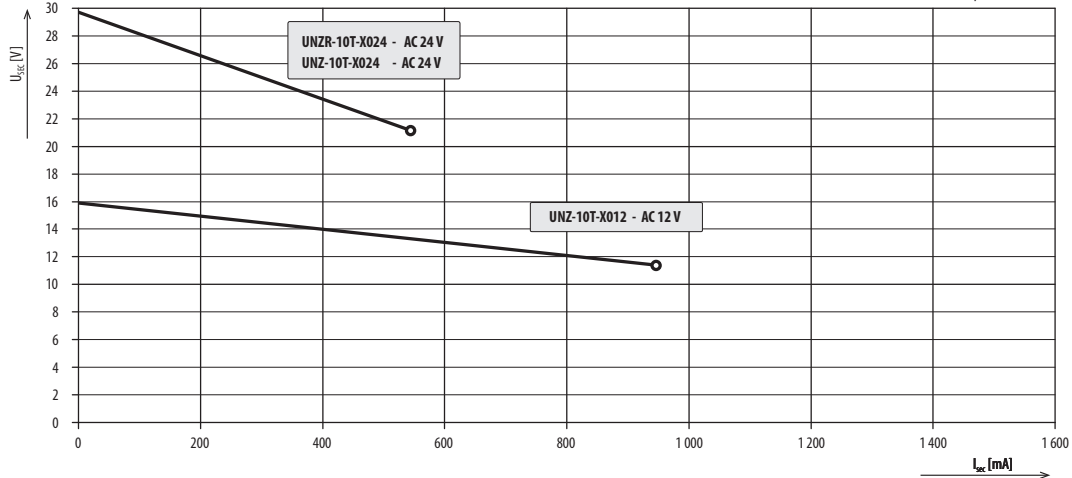
Characteristics

Load characteristic UTZ-4-A



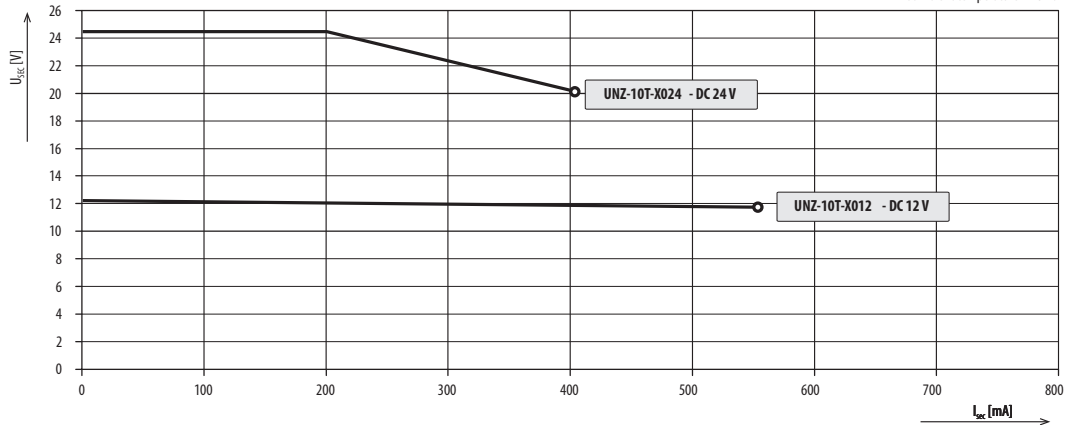
Load characteristic UNZ-10T-..., UNZR-10T-X024 - AC outlet

At ambient temperature +23 °C

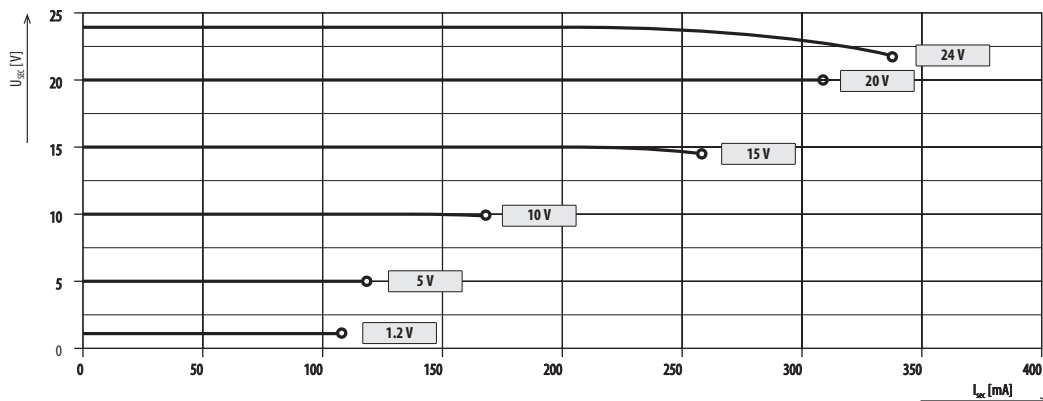


Load characteristic UNZ-10T-... - DC outlet

At ambient temperature +23 °C



Load characteristic UNZR-10T-X024-DC outlet



● ———— I_{max}

- **Notice:** at simultaneous loading of both AC and DC outputs the sum of both power inputs must not exceed 8 VA!
- At overload the red indicator light LIM on the front panel of the device goes on. Output current will drop to approx. 100 mA.
- It is necessary to disconnect the load at the output to renew the function.

▶ **OEZ s.r.o.**
Šedivská 339
561 51 Letohrad
Czech Republic
tel.: +420 465 672 111
+420 465 672 101
fax: +420 465 672 398
+420 465 672 151
e-mail: oeztrade.cz@oez.com
www.oez.com



Any changes reserved

